

Scaled data based on original data using  
LM-79-08 Approved Method: Electrical and Photometric Measurements of Solid-  
State Lighting Products

Test Report Prepared for  
Cooper Lighting Solutions  
(formerly Eaton)

Brand: STREETWORKS

Report Number: P533907

Luminaire Tested: **GLAN-SA9B-760-U-T2-GRSBK**

Issue Date: 5/27/2021

**Test Information**

Test Method: LM-79-08  
Report Number: P533907  
TEST IS SCALED FROM IESNA LM-79-08 TEST DATA (G3-2011-057-13)  
Test Lab: INNOVATION CENTER  
Issue Date: 5/27/2021  
Manufacturer: COOPER LIGHTING SOLUTIONS (FORMERLY EATON)  
Product Line: STREETWORKS  
Catalog Number: GLAN-SA9B-760-U-T2-GRSBK  
Description: GALLEON AREA AND ROADWAY LUMINAIRE  
(9) 70 CRI, 5700K, 800mA LIGHTSQUARES WITH 16 LEDS EACH AND TYPE II  
OPTICS WITH BLACK GLARE REDUCTION SHIELD  
Light Source: -  
Ballast/Driver: ELECTRONIC DRIVER

**Summary**

Lumens per Lamp: N/A  
Luminaire Lumens: 30430 lumens  
Efficiency: N/A  
Efficacy: 83.6 lumens/watt  
Luminous Opening: Rectangular (W 1.5' x L: 1.5' x H: 0')  
IES Classification: Type II - Short  
BUG Rating: B3 - U0 - G2

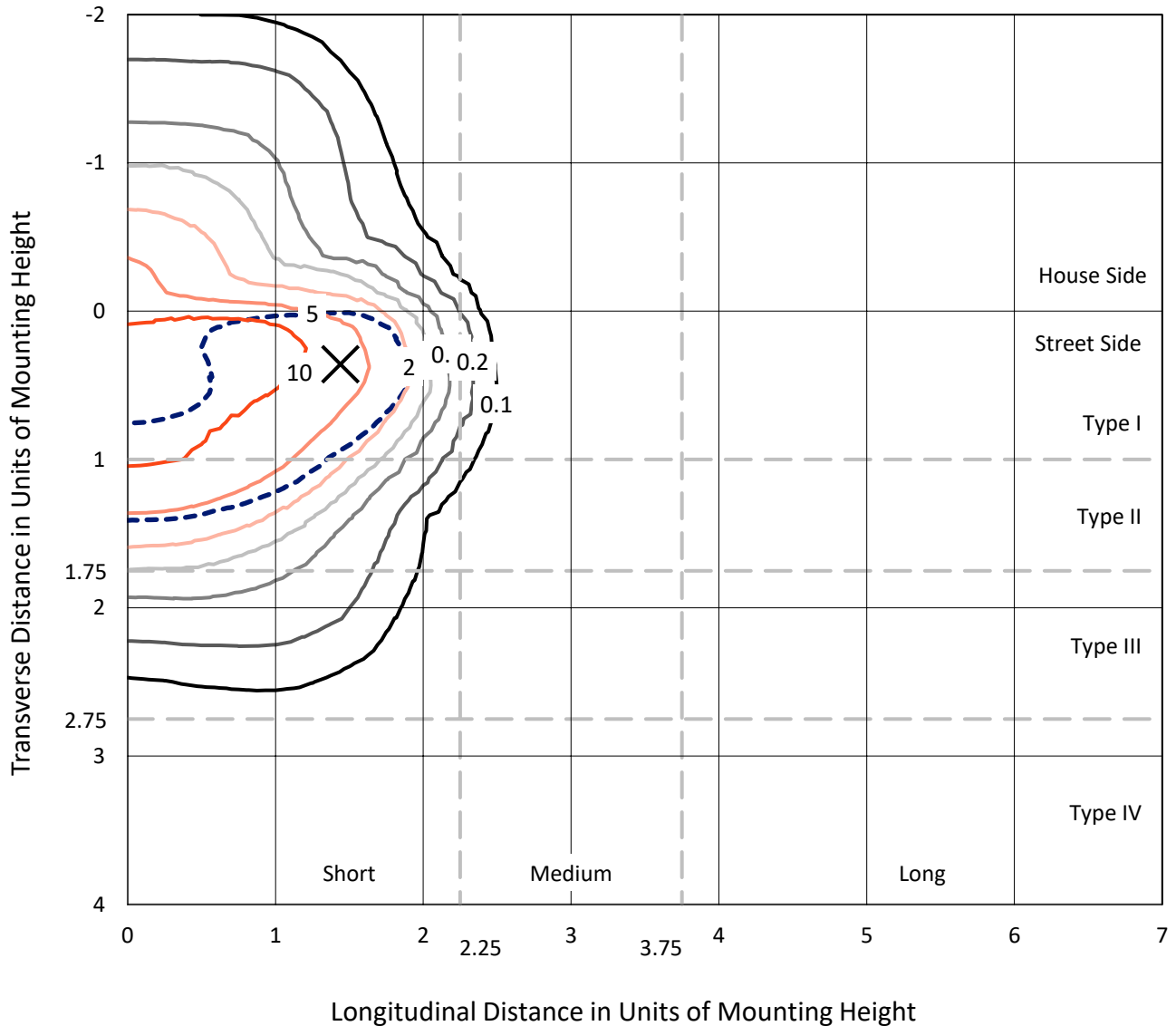
Input Watts (W): 364  
Input Voltage (V): NR  
Input Current (Ain): NR  
Voltage Rise (V): NR  
Power Factor: NR  
Total Harmonic Distortion (THDi): NR  
Frequency (hertz): 60  
Stabilization Time: NR  
Operation Time: NR  
Ambient Temperature (°C): NR  
Test Distance: 24 FT



REPORT NUMBER: P533907  
 CATALOG NUMBER: GLAN-SA9B-760-U-T2-GRSBK

### Iso-Footcandle Lines of Horizontal Illumination

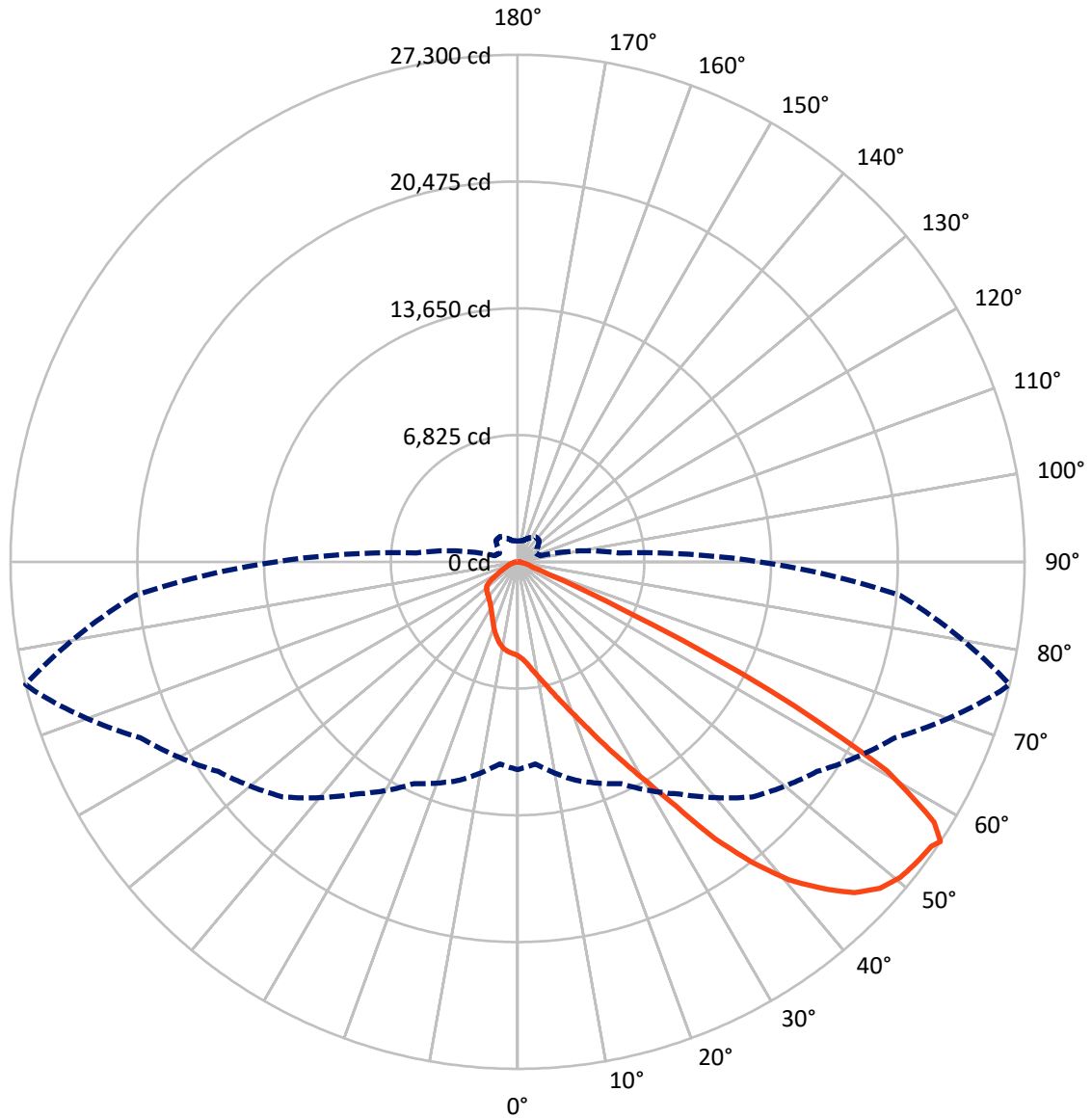
✕ Max cd  
 - - - 1/2 Max cd



Based on 25 foot mounting height. Maximum calculated value = 16.1 fc  
 Type II - Short - N/A

REPORT NUMBER: P533907  
CATALOG NUMBER: GLAN-SA9B-760-U-T2-GRSBK

### Luminous Intensity Polar Plot



— Vertical Plane Through 76-Deg Lateral      - - - Horizontal Cone Through 56-Deg Vertical

REPORT NUMBER: P533907  
 CATALOG NUMBER: GLAN-SA9B-760-U-T2-GRSBK

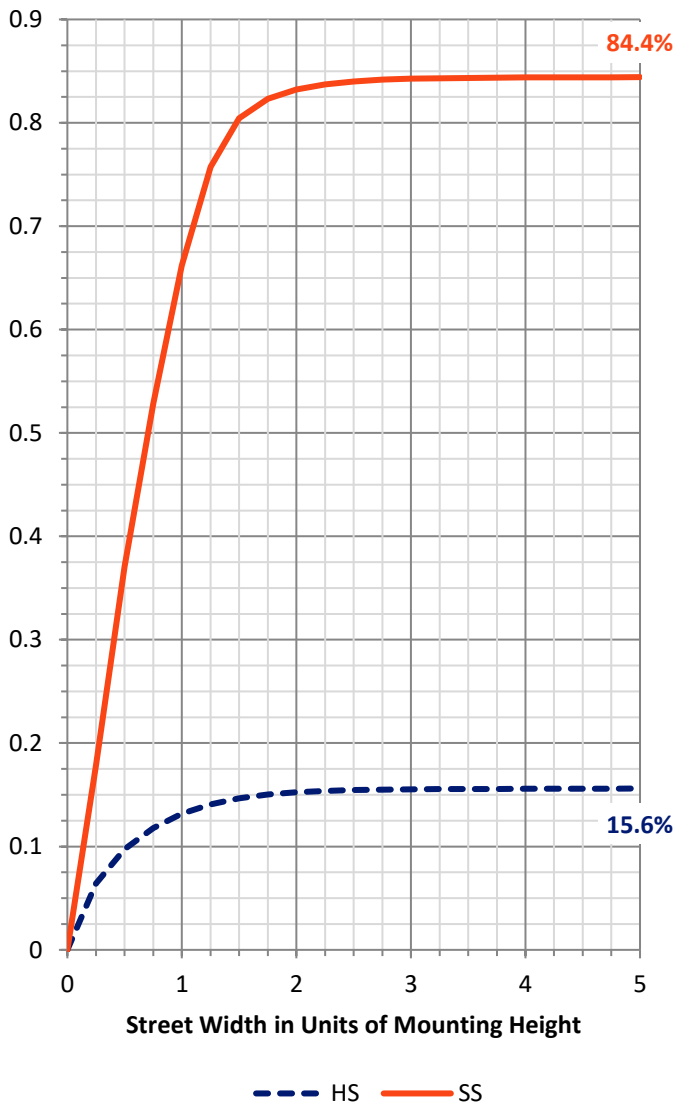
**FLUX DISTRIBUTION:**

		Downward	Upward	Total
<b>House Side</b>	Lumens	4780.4	0.0	4780.4
	% Fixture	15.7	0.0	15.7
<b>Street Side</b>	Lumens	25649.6	0.0	25649.6
	% Fixture	84.3	0.0	84.3
<b>Total</b>	Lumens	30430.0	0.0	30430.0
	% Fixture	100.0	0.0	100.0

**ZONAL LUMENS:**

Zone	Lumens	% Fixture
0°-10°	510.2	1.7
10°-20°	1639.2	5.4
20°-30°	2972.3	9.8
30°-40°	5125.9	16.8
40°-50°	8327.2	27.4
50°-60°	8777.2	28.8
60°-70°	2681.8	8.8
70°-80°	343.8	1.1
80°-90°	52.2	0.2
90°-100°	0.0	0.0
100°-110°	0.0	0.0
110°-120°	0.0	0.0
120°-130°	0.0	0.0
130°-140°	0.0	0.0
140°-150°	0.0	0.0
150°-160°	0.0	0.0
160°-170°	0.0	0.0
170°-180°	0.0	0.0
0°-90°	30430.0	100.0
0°-180°	30430.0	100.0

**Coefficient of Utilization**



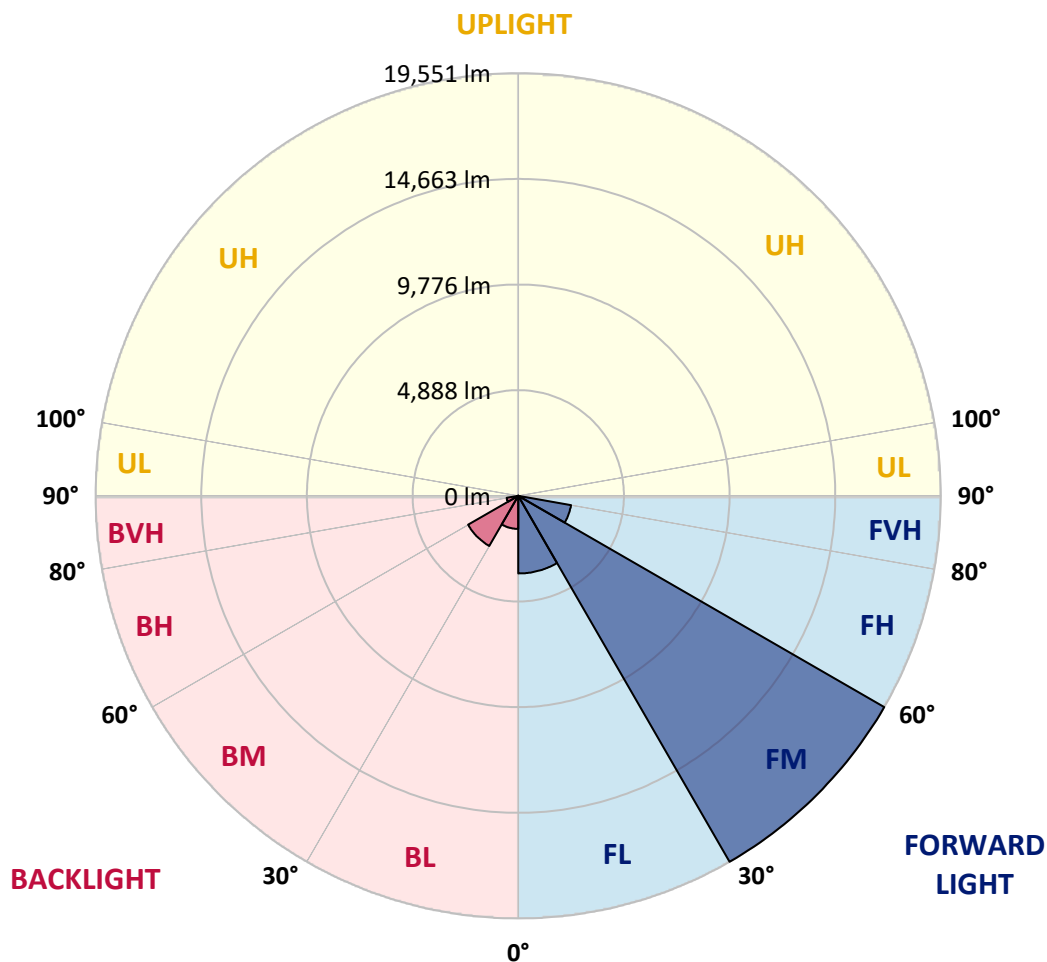
REPORT NUMBER: P533907  
 CATALOG NUMBER: GLAN-SA9B-760-U-T2-GRSBK

**LUMINAIRE CLASSIFICATION SYSTEM LUMEN TABLE AND BUG RATING:**

Zone	Lumens	% Fixture	Zone Rating/Lumen Limit		
			B	U	G
FL (0°-30°)	3592.5	11.8			
FM (30°-60°)	19551.2	64.2			
FH (60°-80°)	2480.2	8.2			G2/5000
FVH (80°-90°)	25.6	0.1			G1/100
BL (0°-30°)	1529.3	5.0	B3/2500		
BM (30°-60°)	2679.1	8.8	B3/5000		
BH (60°-80°)	545.4	1.8	B2/1000		G2/1000
BVH (80°-90°)	26.6	0.1			G1/100
UL (90°-100°)	0.0	0.0		U0/0	
UH (100°-180°)	0.0	0.0		U0/0	

**BUG Rating: B3-U0-G2**

Type II Short





REPORT NUMBER: P533907

CATALOG NUMBER: GLAN-SA9B-760-U-T2-GRSBK

**CANDELA DISTRIBUTION (FULL):**

	0°	5°	15°	25°	35°	45°	55°	65°	75°	76°	85°
0°	5065.1	5065.1	5065.1	5065.1	5065.1	5065.1	5065.1	5065.1	5065.1	5065.1	5065.1
2.5°	5833.6	5699.0	5704.6	5693.4	5676.5	5614.8	5429.7	5401.7	5278.3	5244.6	5132.4
5°	6534.7	6416.9	6484.3	6383.3	6287.9	6231.8	5928.9	5788.7	5592.4	5519.5	5362.4
7.5°	6972.3	6916.2	6893.7	6899.3	6809.6	6669.4	6534.7	6226.2	5962.6	5906.5	5575.6
10°	7185.4	7151.7	7185.4	7168.6	7207.8	7224.7	6989.1	6804.0	6416.9	6321.6	5805.5
12.5°	7235.9	7303.2	7331.2	7404.2	7499.5	7662.2	7645.4	7392.9	6876.9	6815.2	6158.9
15°	7359.3	7415.4	7387.3	7505.1	7684.6	7959.5	8105.3	8066.0	7510.7	7398.6	6568.4
17.5°	7471.5	7370.5	7465.9	7701.4	7880.9	8301.6	8655.0	8817.7	8200.7	8071.7	6944.2
20°	7622.9	7594.9	7578.0	7695.8	8015.6	8576.5	9277.6	9574.9	8974.7	8840.1	7482.7
22.5°	8082.9	8088.5	8077.3	7903.4	8133.4	8767.2	9821.7	10556.5	9900.3	9788.1	8094.1
25°	8688.7	8615.8	8559.7	8419.4	8391.4	8941.1	10371.4	11756.9	11010.9	10932.4	8756.0
27.5°	9328.1	9328.1	9159.8	9030.8	8851.3	9373.0	10876.3	12923.6	12351.5	12244.9	9333.7
30°	10023.7	10062.9	10040.5	9765.6	9653.5	9844.2	11392.3	14415.7	13888.4	13753.8	10287.3
32.5°	11050.1	10966.0	11061.4	10831.4	10500.4	10668.7	12205.6	15750.7	15885.3	15694.6	11538.2
35°	12407.6	12357.1	12295.4	11919.6	11526.9	11661.6	13355.5	17394.2	18392.6	18297.3	12800.2
37.5°	13624.8	13596.7	13546.2	13288.2	12833.9	12996.5	14662.5	19105.0	20838.2	20524.1	14584.0
40°	14903.7	15055.1	14892.5	14662.5	14247.4	14606.4	16199.4	20120.2	22896.8	22515.4	15947.0
42.5°	16636.9	16519.1	16592.1	16171.4	15947.0	16339.6	17741.9	21135.5	24495.4	24041.1	17394.2
45°	18482.4	18488.0	18291.6	18157.0	17573.7	18000.0	18689.9	21696.4	25768.7	25415.3	18488.0
47.5°	19665.9	19660.3	19873.4	20086.6	19486.4	19065.7	19335.0	22229.3	26425.0	26262.3	18886.2
50°	19480.8	19536.9	19811.7	20608.2	20922.4	20355.8	19940.8	22072.3	26722.3	26705.5	19228.4
52.5°	16945.4	17130.5	17590.5	18740.4	20322.2	21023.3	20574.6	22363.9	26868.1	26896.2	19738.8
55°	12901.2	13002.2	13877.2	15273.9	17024.0	19424.7	20322.2	22593.9	26980.3	27030.8	20355.8
56°	11190.4	10921.1	12183.2	13176.0	15268.3	17893.4	19682.7	22414.4	26913.0	27300.0	20664.3
57.5°	8447.5	8268.0	9288.9	10528.5	12542.2	15313.2	17697.1	21567.4	26458.7	26453.0	20221.2
60°	5138.0	4958.5	5743.8	6473.0	7600.5	9429.1	11958.8	17175.4	22369.5	22840.7	16373.3
62.5°	3057.0	3169.2	3943.3	4386.4	4751.0	4941.7	6187.0	10208.8	14926.1	15262.7	10158.3
65°	2036.1	2075.4	2658.8	3388.0	3550.6	2827.0	2518.5	4134.0	6473.0	6265.5	4190.1
67.5°	1256.5	1346.2	1783.7	2546.6	2821.4	2064.2	1194.8	1542.5	1783.7	1783.7	1211.6
70°	762.9	807.7	1189.2	1733.2	1935.2	1329.4	869.4	869.4	858.2	841.4	723.6
72.5°	364.6	392.6	605.8	891.9	908.7	701.2	673.1	734.8	718.0	712.4	600.2
75°	157.1	168.3	213.2	280.5	319.7	297.3	409.5	527.3	544.1	527.3	431.9
77.5°	50.5	56.1	78.5	101.0	106.6	129.0	173.9	218.8	252.4	235.6	213.2
80°	5.6	11.2	22.4	50.5	78.5	101.0	129.0	145.8	162.7	162.7	151.4
82.5°	5.6	5.6	22.4	44.9	72.9	95.4	123.4	140.2	162.7	168.3	157.1
85°	0.0	5.6	16.8	39.3	61.7	61.7	56.1	56.1	39.3	39.3	39.3
87.5°	0.0	0.0	5.6	5.6	5.6	11.2	11.2	11.2	11.2	11.2	11.2
90°	0.0	0.0	0.0	0.0	0.0	0.0	0.0	0.0	0.0	0.0	0.0



REPORT NUMBER: P533907

CATALOG NUMBER: GLAN-SA9B-760-U-T2-GRSBK

**CANDELA DISTRIBUTION (continued):**

	90°	95°	105°	115°	125°	135°	145°	155°	165°	175°	180°
0°	5065.1	5065.1	5065.1	5065.1	5065.1	5065.1	5065.1	5065.1	5065.1	5065.1	5065.1
2.5°	5110.0	5098.8	4947.3	4852.0	4801.5	4700.5	4638.8	4593.9	4560.3	4521.0	4526.6
5°	5177.3	5138.0	4885.6	4711.7	4504.2	4392.0	4296.7	4218.1	4167.6	4156.4	4134.0
7.5°	5368.0	5160.5	4779.0	4464.9	4201.3	4089.1	4005.0	3954.5	3976.9	3926.4	3965.7
10°	5513.9	5205.3	4650.0	4195.7	3932.1	3847.9	3803.0	3842.3	3898.4	3876.0	3847.9
12.5°	5693.4	5250.2	4442.5	3937.7	3690.9	3629.2	3707.7	3780.6	3892.8	3937.7	3881.6
15°	5895.3	5300.7	4178.9	3640.4	3483.3	3533.8	3668.4	3797.4	3909.6	3965.7	3999.4
17.5°	6142.1	5283.9	3920.8	3404.8	3287.0	3432.8	3595.5	3713.3	3881.6	3965.7	3943.3
20°	6372.1	5227.8	3634.8	3169.2	3174.8	3309.4	3444.1	3634.8	3724.5	3836.7	3797.4
22.5°	6590.8	5126.8	3337.5	3006.5	3006.5	3214.1	3281.4	3404.8	3483.3	3539.4	3533.8
25°	6899.3	4936.1	3090.7	2849.5	2916.8	3051.4	3107.5	3146.8	3113.1	3158.0	3163.6
27.5°	7118.1	4739.8	2888.7	2709.2	2832.7	2933.6	2916.8	2894.4	2815.8	2754.1	2793.4
30°	7353.7	4509.8	2714.9	2613.9	2681.2	2771.0	2703.6	2636.3	2512.9	2412.0	2417.6
32.5°	7690.2	4403.2	2563.4	2501.7	2591.5	2602.7	2529.8	2428.8	2305.4	2210.0	2204.4
35°	8318.5	4335.9	2434.4	2428.8	2445.6	2451.2	2378.3	2254.9	2204.4	2125.9	2153.9
37.5°	8946.7	4302.3	2344.7	2322.2	2316.6	2322.2	2238.1	2120.3	2215.6	2210.0	2221.2
40°	9748.8	4453.7	2215.6	2187.6	2193.2	2193.2	2086.6	2053.0	2221.2	2238.1	2243.7
42.5°	10562.1	4644.4	2131.5	2041.8	2064.2	2064.2	2008.1	1968.8	2086.6	1974.4	1957.6
45°	11268.9	4924.9	2041.8	1895.9	1952.0	1980.1	1963.2	1895.9	1823.0	1632.3	1632.3
47.5°	11498.9	5171.7	1935.2	1755.7	1800.6	1924.0	1873.5	1733.2	1604.2	1447.2	1436.0
50°	11902.7	5440.9	1851.0	1593.0	1688.4	1839.8	1789.3	1649.1	1503.3	1391.1	1396.7
52.5°	12317.8	5749.4	1694.0	1402.3	1520.1	1772.5	1772.5	1615.5	1391.1	1312.6	1301.3
55°	12940.5	5738.2	1413.5	1149.9	1357.4	1671.5	1699.6	1447.2	1245.2	1183.5	1183.5
56°	13030.2	5480.2	1273.3	1077.0	1284.5	1643.5	1649.1	1402.3	1189.2	1121.8	1121.8
57.5°	12357.1	4947.3	1116.2	987.2	1194.8	1593.0	1598.6	1363.0	1144.3	1048.9	1037.7
60°	9507.6	3348.7	931.1	880.6	1082.6	1436.0	1464.0	1239.6	1004.0	931.1	925.5
62.5°	5368.0	1856.6	818.9	796.5	931.1	1222.8	1306.9	1082.6	852.6	813.3	824.6
65°	2451.2	1020.9	689.9	645.1	751.6	942.3	1054.5	891.9	701.2	656.3	656.3
67.5°	897.5	695.5	589.0	510.4	527.3	611.4	684.3	577.7	465.6	398.3	415.1
70°	639.5	583.4	516.0	443.1	409.5	398.3	392.6	325.3	230.0	179.5	190.7
72.5°	516.0	482.4	431.9	375.8	319.7	269.2	230.0	168.3	106.6	72.9	67.3
75°	370.2	353.4	314.1	269.2	224.4	190.7	157.1	106.6	56.1	28.0	28.0
77.5°	190.7	190.7	185.1	168.3	140.2	112.2	89.7	61.7	33.7	11.2	11.2
80°	145.8	157.1	162.7	145.8	129.0	101.0	72.9	44.9	22.4	5.6	5.6
82.5°	140.2	162.7	173.9	151.4	129.0	95.4	72.9	44.9	22.4	5.6	5.6
85°	33.7	33.7	50.5	56.1	72.9	78.5	61.7	39.3	16.8	5.6	5.6
87.5°	11.2	11.2	11.2	11.2	11.2	11.2	5.6	5.6	5.6	5.6	0.0
90°	0.0	0.0	0.0	0.0	0.0	0.0	0.0	0.0	0.0	0.0	0.0

(END OF REPORT)